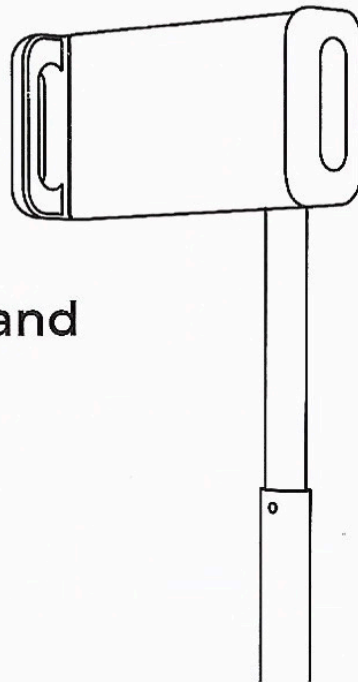


# TS2 Tablet Stand

## User Manual

www.tounee.com  
Support@tounee.com



### Before Using

0.1 What is the enclosed allen key① used for?

The allen key① can be used to tighten the holder in the event that it loosens.

0.2 Why is the tablet stand so stiff, is very hard to adjust the height?

This tablet stand requires a bit of elbow grease but that's because it's incredibly stable. It is built so that some stress needs to be placed on the joints to position the stand. We have dialed this up tight, so that it holds its shape once placed and can withstand weight. You just need to apply some pressure.

0.3 What is the maximum thickness the device and case can be and still fit into this stand?

The maximum thickness of the device and case can be fit 0.55"/14mm.

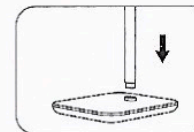
0.4 Does this work with a 15.6 tablet?

This Tablet stand holder is compatible with 4.7"-15.6" screen cell phones, tablets and portable monitors.

- Modello: TS2
- Compatible with all tablet and cellphones from 4.7-15.6"
- Product Detail: A tablet stand can elevate your device from 11.6" to 19.2" for your better ergonomics to minimize neck fatigue

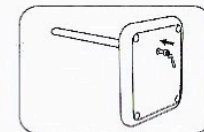
### Instruction Manual

#### Step 1



Insert rod fully into base till it clicks into position

#### Step 2



Insert screw and tighten it with ② allen key (Be sure to use ② allen key)

#### Step 3



Place your tablet into the holder to enjoy it